




Site Observation with Bluebeam

Erik Schonsett
Manager, Workflow Consulting
Bluebeam, Inc.



Agenda

- 01** Always Be Prepared
- 02** Know the Process
- 03** Site Observation in Revu
- 04** Things to Think About

Always Be Prepared



DIGITAL CAMERA



ROLLED DRAWINGS



Time for the job walk!

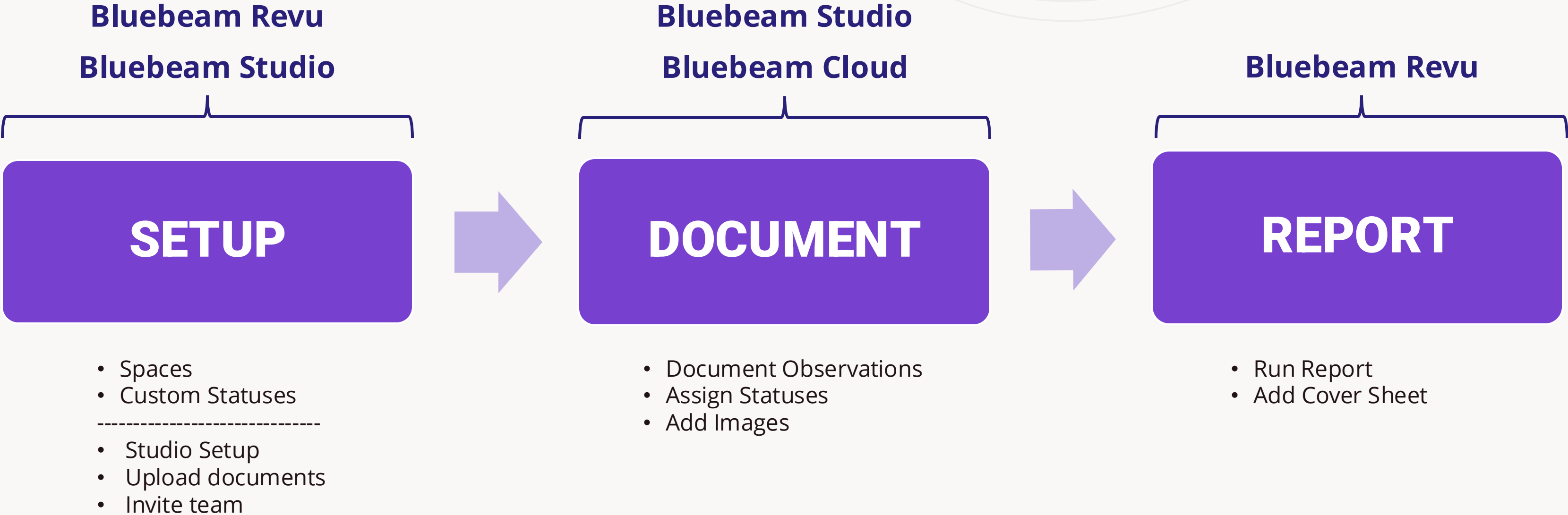


BINDER

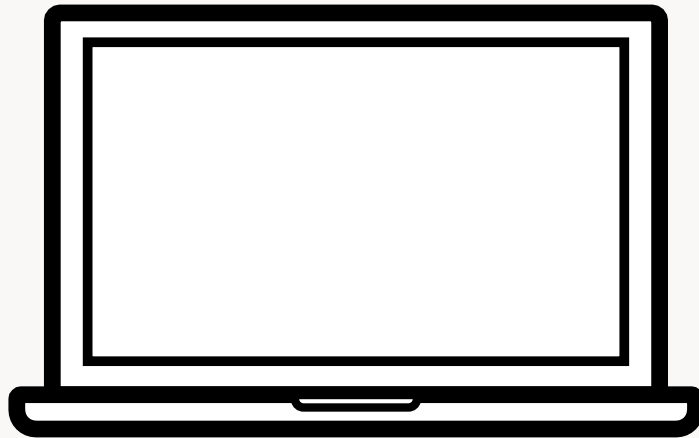


CLIPBOARD

Know the Process




Your Device Determines Your Process



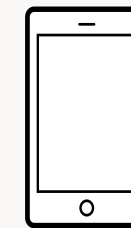
Windows Tablet

- Full Revu Features
- Custom Tools
- Capture Photos



iPad

- Standard Tools
- Images on Document



Android

- Basic Tools
- Images on Phone
- Studio Sessions

Site Observation in Bluebeam

Things to Think About

- How can I standardize this process for my team?
- What device will you use in the field?
- What information do I want to consistently capture?
- How do I want to report on this information?

Questions?

Erik Schonsett

Manager, Workflow Consulting

Bluebeam, Inc.

ESchonsett@Bluebeam.com